

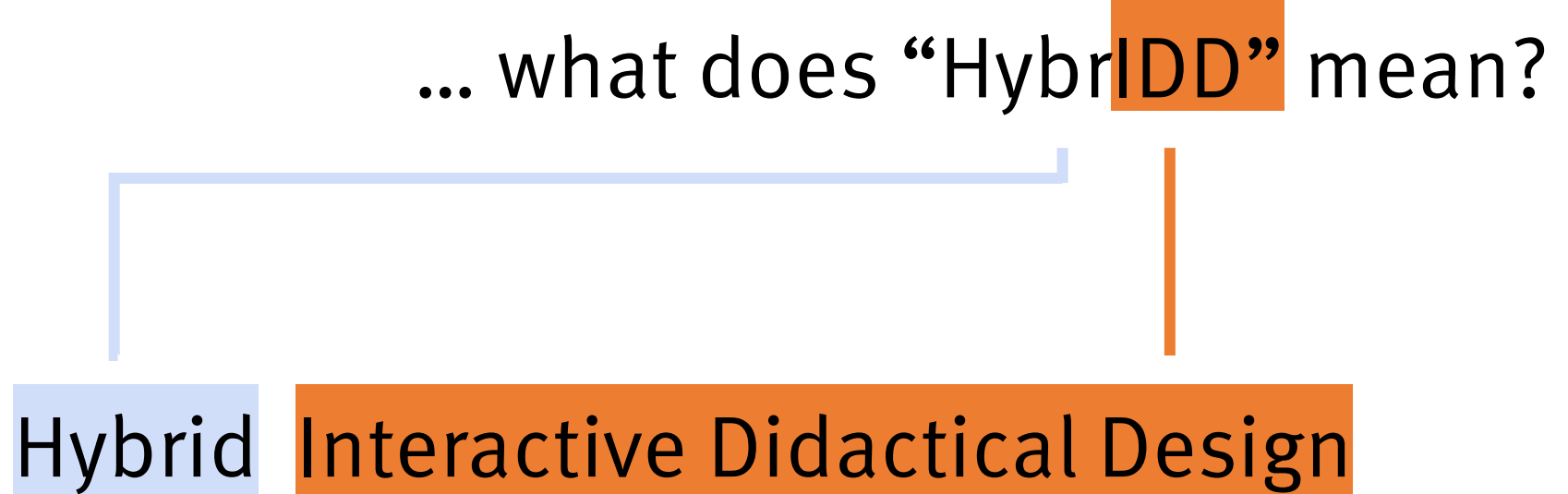
How to „HybrIDD“? - Please mind the gap.

Hands-on-Training
on October 10, 2024

Christina Hümmer & Fatima Suroji
Professorship for Adult and Continuing Education

You may wonder...

... what does “HybrIDD” mean?



Hybrid

Interactive Didactical Design

Why a training?

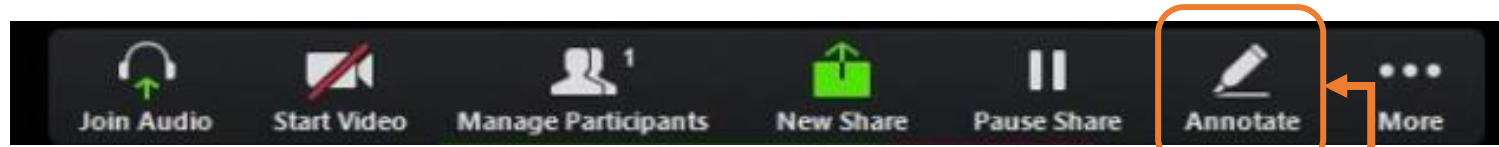
- To know the characteristics of hybrid settings
- To understand why it is important to implement them
- To know how hybrid settings are technically structured to be able to implement the technical setup yourself
- To understand the social requirements for the successful implementation of hybrid settings

But first...

Let's play Pictionary. For that, all on-campus-participants come in front of the smartboard, all online-participants turn on their camera and microphone.

- I introduce myself and draw the job I wanted to do as a child on the Zoom-Whiteboard* without telling anyone what exactly I'm drawing.
- Both on-campus- and online-participants must guess out loud the job I'm painting as quickly as possible.
- The person who guesses the correct answer first is next in line to introduce himself/herself and draw the job he/she wanted to do as a child...




*Using the Zoom-whiteboard as online participants

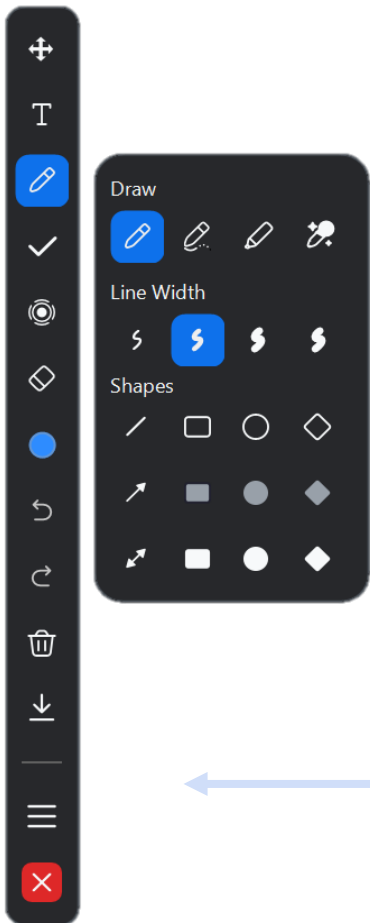


On top or on the bottom of the Zoom meeting you find the Zoom toolbar.

To get access to the Zoom Whiteboard toolbar, please click on "Annotate".

Now the Zoom Whiteboard toolbar pops up.

- Please click on  to draw lines, arrows, and shapes.
- To delete your last brush stroke, click on .
- To delete the whole drawing, please click on .



*Using the Zoom-whiteboard as on-campus participants

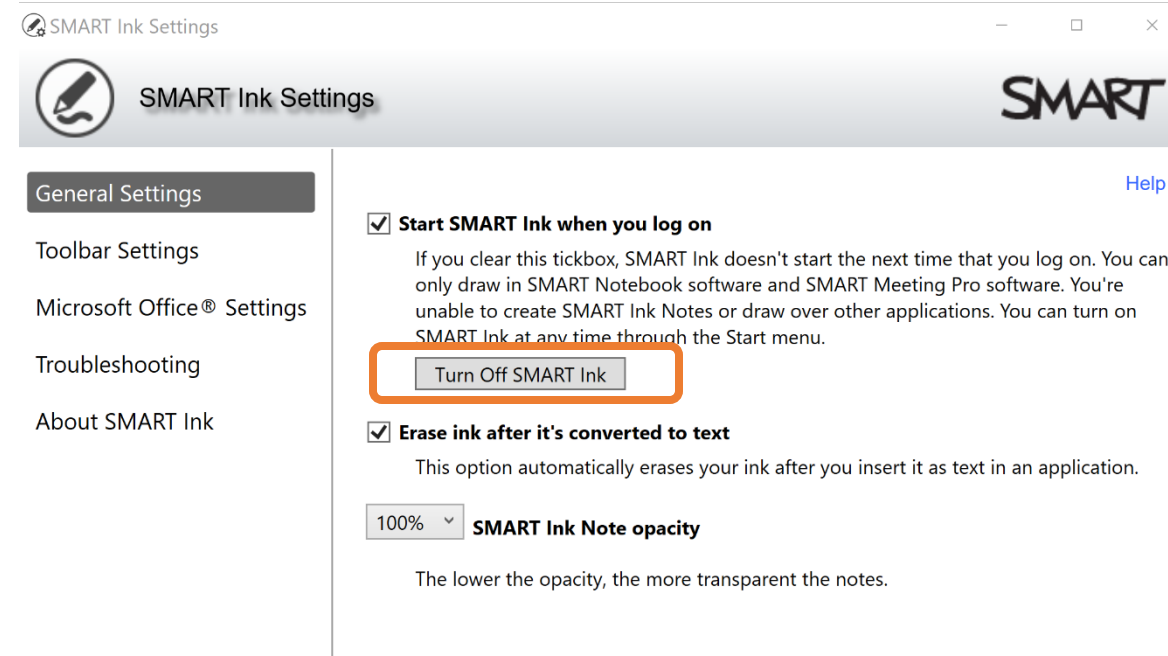
Please open the Smartboard settings in the taskbar at the bottom of the desktop:



A page will open up.
Please click on “Turn off Smart Ink”.

Now you can draw on the Zoom-Whiteboard.

The color of the pen can be changed on the Zoom Whiteboard toolbar.



What **experiences with digital media** have you already
gained in teaching/learning contexts?
(think about your studies, internship(s), part-time job(s) etc.)

Why are we teaching and learning
in a HybridIDD setting?

Hybrid

Interactive Didactical Design



<https://video.uni-wuerzburg.de/iframe/?securecode=ccf5fa36eccdc1b575c38747>



Hybrid

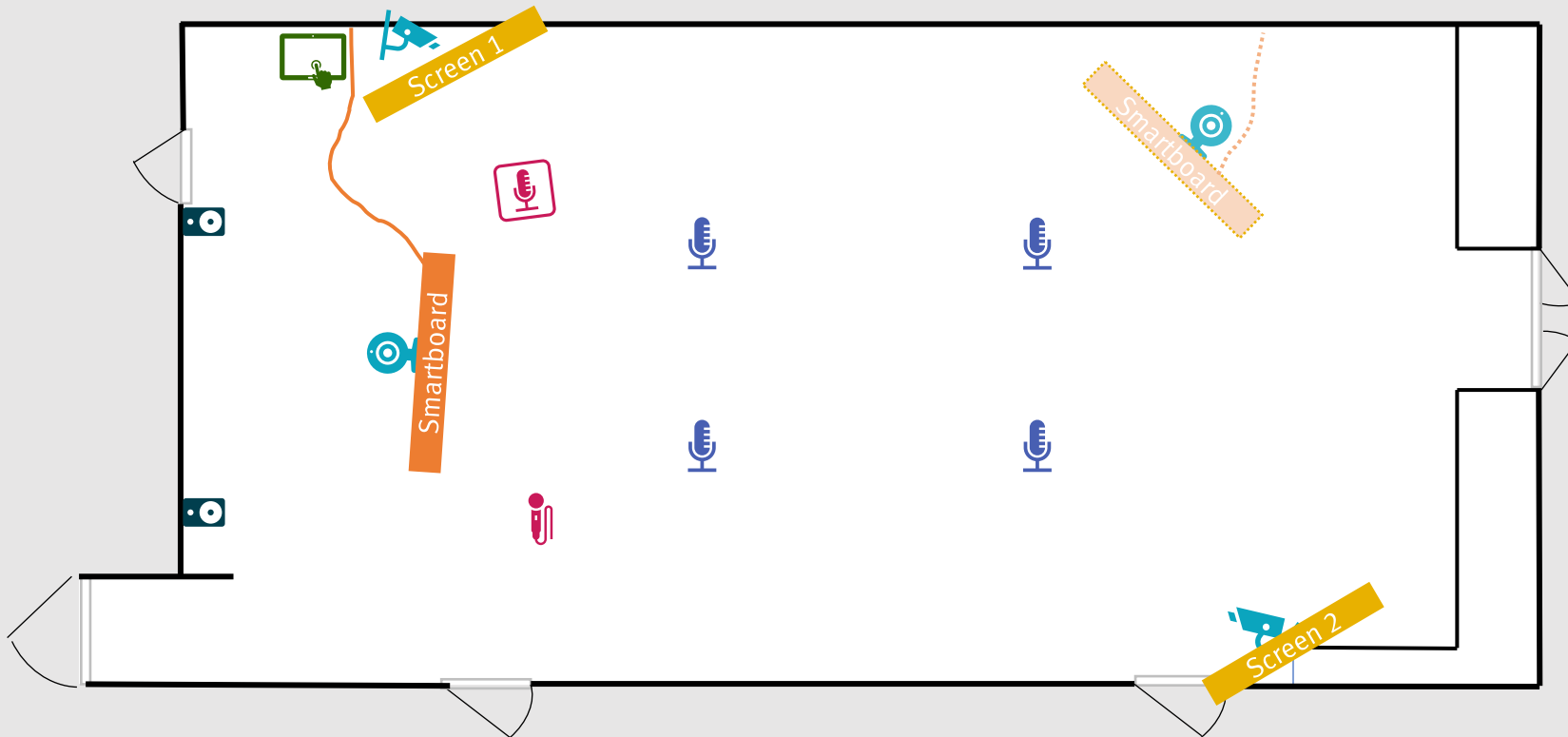
- Accessibility
 - Flexibility
- Self-directed learning
- Contemporary teaching and learning









Interactive Didactical Design

- Active participation of all
 - Taking care of each other
 - Standing up for oneself
- ... regardless of online or on-campus participation

How does our HybrIDD setting look like?



-  Clip-on microphone
-  Throw-microphone
-  Ceiling microphone
-  Speaker
-  Camera
-  Control panel

Let's try it out...

But how can **we work together?**



What are the challenges
for the online-participants?



What are the challenges
for the on-campus-participants?



How to “Mind the gap”?

How to “Mind the gap”?

Using methods of cooperative teaching & learning



engage more people and share more opinions



Always keep online participants in mind and ask if they can understand/have questions



Its a Wonderful experience to be in this seminar and i have learnt how to use the smartboard, hoe to collaborate.



Carefully listening

We should be aware that not only people in the room, but also people who are online have a right to express their opinions, answer questions, raise an idea and we should equally listen to them as we listen to our colleagues from classroom



How to "Mind the gap"?

Both on-campus and online participants should be considerate and fair to ensure hybrid sessions are effective and beneficial to all.

Organizers of hybrid sessions should set rules and regulations that will guide both on-campus and online participants.



Ensure a good technology setup



we can use a shared platform or virtual classroom software to facilitate communication with us



Integrate the students online by asking them directly



Using different tools to share comments



You can give collaborative portfolio assignment both online students and students coming to face to face in lessons and they will find a better way for solidarity and better communications each other.



Taking care of each other

I think that the most challenging thing to "mind the gap" is how to take care each other. Those on the campus trying to not start interacting just each other or making noise...we have to think in each interaction that there are students on the other side so we have to address our comments, interactions to the whole group, not just with those sitting on the side behind us.



I believe we need to prioritize peer learning every day to overcome challenges more easily.



Encourage equal and active participation from everyone including the online participants.



Which **questions** do you have?

Where can you find help and further information?

Check our website:



Or send us a message: digitaks@uni-wuerzburg.de

Thank you.